



# Welcome to Wyton on the Hill Primary School


New Reception Parents' Meeting  
Wednesday July 8<sup>th</sup> 2015




# Welcome

## Aims for this evening:

- \* To give you an opportunity to become familiar with the school, and to ask any questions you may have
- \* To explain the Foundation Stage, and the Foundation Stage curriculum
- \* To suggest ways in which you can prepare and support your child in preparation for starting school
- \* To explain what information you can expect to receive and what we will need from you



# Foundation Stage



What is the Foundation Stage?

The Foundation Stage is the stage of education for children from three to the end of the Reception year.

The Foundation Stage Curriculum is based on the recognition that children learn best through planned purposeful play, creating and thinking critically and active learning.



# There are seven areas of learning and development:

Three areas are particularly crucial for igniting children's curiosity and enthusiasm for learning, and for building their capacity to learn, form relationships and thrive.


These three areas, the *prime areas*, are:

1. Personal, Social and Emotional Development
2. Communication, Language & Literacy
3. Physical Development



## There are seven areas of learning and development:

- There are then four *specific* areas, through which the three prime areas are strengthened and applied. The specific areas are:
  - literacy;
  - mathematics;
  - understanding the world; and
  - expressive arts and design.




# Personal, Social and Emotional Development



The children will learn to:


- be self-confident;
- develop social skills and how to manage their feelings
- to form positive relationships and develop respect for others;
- Understand appropriate behaviour
- develop resilience
- know what their own needs are;




# Communication and Language

The children will learn to:

- Listen and talk confidently and clearly in a range of situations;
- Experience a language rich environment
- Develop their confidence and skills in expressing themselves




# Physical Development



Children will have opportunities to:

- Be active and interactive;
- control their body;
- Understand the importance of physical activity.
- Make healthy food choices






# Literacy

The children will be encouraged to:




- link sounds and letters (phonics)
- Enjoy and explore a wide range of reading materials (books, poems and other written materials).
- begin to read and write



# Mathematical Development

The children will be provided with opportunities to:

- develop and improve their skills in counting,
- develop their understanding and use of numbers
- calculate simple addition and subtraction problems
- describe shapes, spaces, and measures




# Understanding the World



The children will:



- explore and find out about the world around them, asking questions about it;
- build with different materials, know about everyday technology and learn what it is used for;
- find out about past events in their lives and their families' lives;
- find out about different cultures and beliefs.






# Expressive Arts and Design



The children will share their thoughts and ideas and explore:

- colours and shapes;
- making things;
- movement and dance;
- making music.
- role play






# Starting School



All the children will start school on a **part-time** basis on Monday 7<sup>th</sup> September, either mornings or afternoons for the first week and a half. You will have received a letter detailing whether your child will be attending mornings or afternoons.

This allows staff to get to know each child personally.



# Your Child's First Day

On or before your child's first day please hand to your child's Class Teacher or Teaching Assistant:

- \*Your child's birth certificate

& Completed forms enclosed in your pack:



- \*Admission form

- \* ParentMail Permission / Information Form

- \*Internet Photograph Permission Form

- \*School Hearing Service Permission Form

- \*Pupil Premium Entitlement Form (if applicable)



# How to help your child make the best start

Our aim is for both you and your child to have a happy  
and confident beginning to their school life at Wyton on The Hill -  
it would be most helpful if your child can;

Dress and undress for PE sessions

Fasten coat zips or buttons

Take off and put on shoes independently


Use the toilet independently

Use cutlery properly

Complete their 'My Starting School' booklet

Please choose velcro fastening shoes



Please label EVERYTHING!



# Your pack

Includes:

- PE bag - PE t-shirts will be issued in house colours when your child starts full time.
- EYFS guide for Parents
- Set of Forms to be completed by you:
  - Admission form
  - ParentMail Permission / Information Form
  - Internet Photograph Permission Form
  - School Hearing Service Permission Form
  - Pupil Premium Entitlement Form (if applicable)







Enjoy the rest of the evening.

Sample our delicious school lunches

Tour the school.

Visit Reception Class.

Staff will be happy to help with any queries.

